

TECHNICAL MANUAL

ORGANIZATIONAL, DIRECT SUPPORT,

AND GENERAL SUPPORT

MAINTENANCE REPAIR PARTS

AND SPECIAL TOOLS LIST

(INCLUDING DEPOT MAINTENANCE

REPAIR PARTS AND SPECIAL TOOLS)

F O R

TEST SET, TRANSISTOR TS-1836C / U

(NSN 6625-00-159-2263)

HEADQUARTERS, DEPARTMENT OF THE ARMY

30 August 1976

Technical Manual
 NO. 11-6625-539-24P-3

HEADQUARTERS
 DEPARTMENT OF THE ARMY
 WASHINGTON, DC, 30 August 1976

**ORGANIZATIONAL, DIRECT SUPPORT, AND GENERAL SUPPORT MAINTENANCE
 REPAIR PARTS AND SPECIAL TOOLS LIST
 (INCLUDING DEPOT MAINTENANCE REPAIR PARTS AND SPECIAL TOOLS)
 FOR
 TEST SET, TRANSISTOR TS-1836C/U**

(NSN 6625-00-159-2263)

Current as of 23 April 1976

REPORTING OF ERRORS

You can improve this manual by recommending improvements using DA Form 2028-2 (Test) located in the back of the manual. Simply tear out the self-addressed form, fill it out as shown on the sample, fold it where shown, and drop it in the mail.

If there are no blank DA Form 2028-2 (Test) in the back of your manual, use the standard DA Form 2028 (Recommended Changes to Publications and Blank Forms) and forward to the Commander, US Army Electronics Command, ATTN: DRSEL-MA-Q, Fort Monmouth, New Jersey 07703.

In either case a reply will be furnished direct to you.

Table of Contents

		Page	Illus Figure
Section	I. Introduction	1	
	II. Repair parts list	5	
Group	00 Test Set, Transistor TS- 1836C/U	5	1-4
Section	III. Special tools list (Not applicable)		
	IV. National stock number and part number index	11	

*This manual supersedes so much of TM 11-6625-539-14-3, 7 April 1972, as pertains to repair parts and special tools list.

SECTION I
INTRODUCTION

1. Scope

This manual lists repair parts and special tools required for performance of organizational and general support maintenance of the TS. 1836C/U.

2. General

This Repair Parts and Special Tools List is divided into the following sections:

a. Section II. Repair Parts List. A list of repair parts authorized for use in the performance of maintenance. The list also includes parts which must be removed for replacement of the authorized parts. Parts lists are composed of functional groups in ascending numerical sequence, with the parts in each group listed in figure and item number sequence.

b. Section III. Special Tools List. Not applicable.

c. Section IV. National Stock Number and Part Number Index. A list, in ascending National item identification number (NIIN, last 9 digits) sequence, of all National stock numbers appearing in the listings, followed by a list, in alphameric sequence, of all part numbers appearing in the listings. National stock number and part numbers are cross-referenced to each illustration figure and item number appearance.

3. Explanation of Columns

The following provides an explanation of columns found in the tabular listings:

a. Illustration. This column is divided as follows:

(1) *Figure number.* Indicates the figure number of the illustration in which the item is shown.

(2) *Item number.* The number used to identify each item called out in the illustration.

b. Source, Maintenance, and Recoverability Codes (SMR).

(1) *Source code.* Source codes are assigned to support items to indicate the manner of acquiring support items for maintenance, repair, or overhaul of end items. Source codes are entered in the first and second positions of the Uniform SMR Code format as follows:

<i>Code</i>	<i>Definition</i>
PA	Item procured and stocked for anticipated or known usage.
XD	A support item that is not stocked. When required, item will be procured through normal supply channels.

NOTE

Cannibalization or salvage may be used as a source of supply for any items source coded above except those coded XA, XD, and aircraft support items as restricted by AR 700-42.

(2) *Maintenance code.* Maintenance codes are assigned to indicate the levels of maintenance authorized to USE and REPAIR support items. The maintenance codes are entered in the third and fourth positions of the Uniform SMR Code format as follows:

(a) The maintenance code entered in the third position will indicate the lowest maintenance level authorized to remove, replace, and use the support item. The maintenance code entered in the third position will indicate one of the following levels of maintenance:

Code *Application/Explanation*
O- Support item is removed, replaced, used at the organizational level.

H -Support item is removed, replaced, used at the general support level.

(b) The maintenance code entered in the fourth position indicates whether the item is to be repaired and identifies the lowest maintenance level with the capability to perform complete repair (i.e., all authorized maintenance functions). This position contains the following maintenance code:

Code *Application/Explanation*
Z- Nonreparable. No repair is authorized.

(3) *Recoverability code.* Recoverability codes are assigned to support items to indicate the disposition action on unserviceable items. The recoverability code is entered in the fifth position of the Uniform SMR Code format as follows:

Recoverability Codes *Definition*
Z-Nonreparable item. When unserviceable, condemn and dispose at the level indicated in position 3.

c. National Stock Number. Indicates the National stock number assigned to the item and will be used for requisitioning purposes.

d. Part Number. Indicates the primary number used by the manufacturer (individual, company, firm, corporation, or Government activity), which controls the design and characteristics of the item by means of its engineering drawings, specifications standards, and inspection

requirements, to identify an item or range of items.

NOTE

When a stock numbered item is requisitioned, the repair part received may have a different part number than the part being replaced.

e. Federal Supply Code for Manufacturer (FSCM). The FSCM is a 5-digit numeric code listed in SB 708-42 which is used to identify the manufacturer, distributor, or Government agency, etc.

f. Description. Indicates the Federal item name and, if required, a minimum description to identify the item.

g. Unit of Measure (U/M). Indicates the standard of the basic quantity of the listed item as used in performing the actual maintenance function. This measure is expressed by a two-character alphabetical abbreviation (e.g., ea, in, pr, etc.). When the unit of measure differs from the unit of issue, the lowest unit of issue that will satisfy the required units of measure will be requisitioned.

h. Quantity Incorporated in Unit. Indicates the quantity of the item used in the breakout shown on the illustration figure, which is prepared for a functional group, subfunctional group, or an assembly.

4. Special Information

The following publication pertains to the TS-1836 C/U and its components:
TM 11-6625-539-14-3, Test Set, Transistor TS. 1836C/U

5. How to Locate Repair Parts

a. When National stock number or part number is unknown.

(1) *First.* Using the table of contents, determine the functional group within which the repair part belongs. This is necessary since illustrations are prepared for functional groups and listings are divided into the same groups.

(2) *Second.* Find the illustration covering the functional group to which the repair part belongs.

(3) *Third.* Identify the repair part on the illustration and note the illustration figure and item number of the repair part.

(4) *Fourth.* Using the Repair Parts Listing, find the figure and item number noted on the illustration.

b. When National stock number or part number is known.

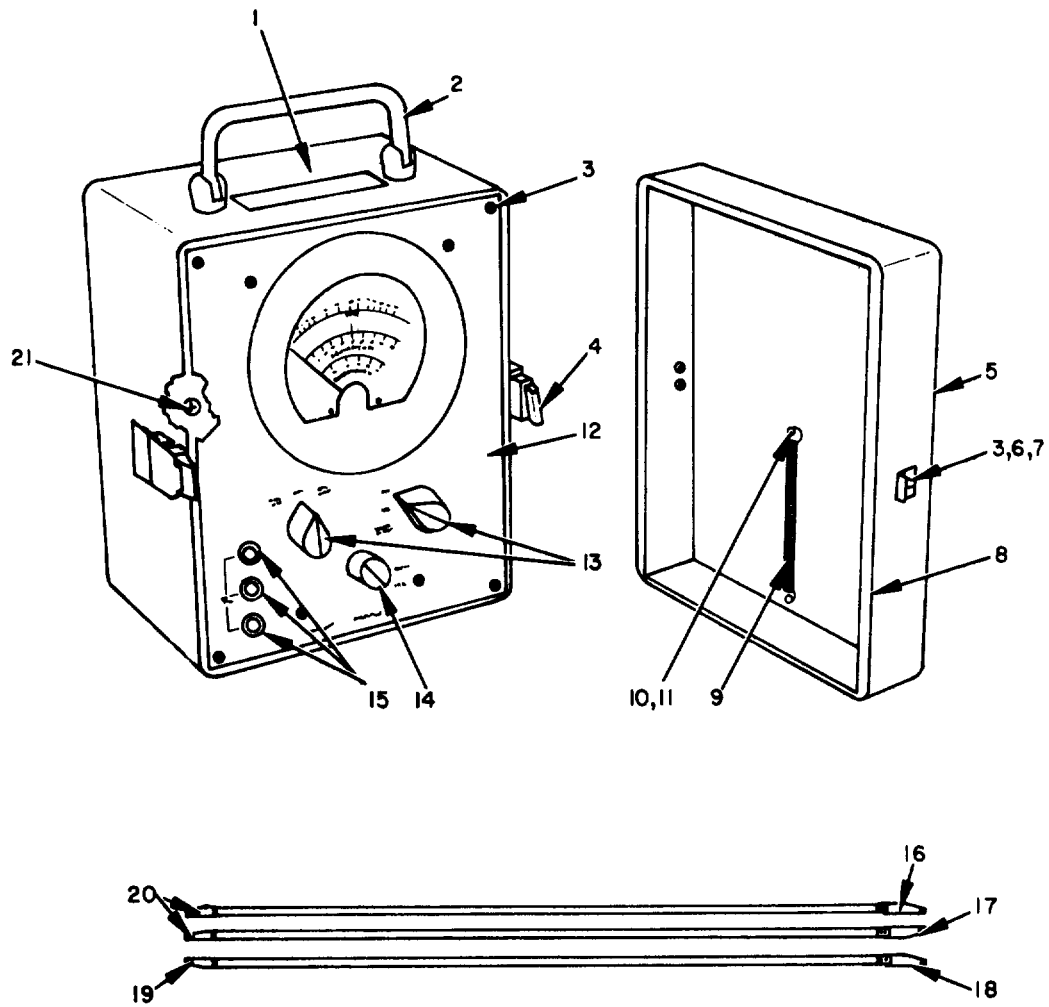
(1) *First.* Using the Index of National Stock Numbers and Part Numbers, find the pertinent National stock number or part number. This index is in ascending NHN sequence followed by a list of part numbers in ascending alphameric sequence, cross-referenced to the illustration figure number and item number.

(2) *Second.* After finding the figure and item number, locate the figure and item number in the repair parts list.

6. Abbreviations

Not applicable.

(Next printed page is 4)



ELIRH001

Figure 1. Test Set, Transistor TS-1836 C/U.

(1) ILLUSTRATION (A) FIG NO.	(2) (B) ITEM NO.	(3) SMR CODE	(4) NATIONAL STOCK NUMBER	(5) PART NUMBER	(6) FSCM DESCRIPTION	(7) USABLE ON COIU/M	(8) QTY INC IN UNIT
GROUP 00 TEST SET, TRANSISTOR							
TS-1836C/U							
1	1	XDHZZ		C45083	34639 HOUSING	EA	1
1	2	XDHZZ		12175B3724-4	06540 HANDLE ASSEMBLY	EA	1
1	3	PAHZZ	5305-00-984-4988	MS35206-228	96906 SCREW, MACHINE	EA	12
1	4	XDHZZ		SCB8331142202	98083 LATCH ASSEMBLY	EA	2
1	5	XDHZZ		C45084	34639 COVER	EA	1
1	6	PAHZZ	5310-00-167-0816	AN960-6	88044 WASHER, FLAT	EA	8
1	7	PAHZZ	5310-00-176-8133	AN340-6	88044 NUT, PLAIN, HEXAGON	EA	8
1	8	XDHZZ		X864	70485 GASKET	EA	1
1	9	PAHZZ	5360-00-763-2801	A62003	34639 SPRING, LEAD RETAINER	EA	1
1	10	PAHZZ	5305-00-889-3116	MS35206-213	96906 SCREW, MACHINE	EA	1
1	11	PAHZZ	5310-00-167-0815	AN960-4	88044 WASHER, FLAT	EA	2
1	12	XDHZZ		C45046	34639 PANEL FRONT	EA	1
1	13	PAOZZ	5355-00-556-0145	MS91528-1K2B	96906 KNOB	EA	2
1	14	PAOZZ	5355-00-543-0789	MS91528-1N2B	96906 KNOB	EA	1
1	15	PAHZZ	5365-00-763-2842	650004-7202	91662 RING, MOUNTING	EA	3
1	16	PAHZZ	5935-00-894-2404	108-302	74970 PLUG	EA	1
1	17	PAHZZ	5935-00-833-4589	108-303	74970 PLUG	EA	1
1	18	PAHZZ	5935-00-843-2747	108-307	74970 PLUG	EA	1
1	19	PAHZZ	5999-00-857-4914	34	76545 CLIP, ELECTRICAL	EA	1
1	20	PAHZZ	5975-00-763-4442	36	76545 CLIP, ELECTRICAL	EA	2
1	21	XDHZZ		776	83330 CLAMP, CABLE	EA	1

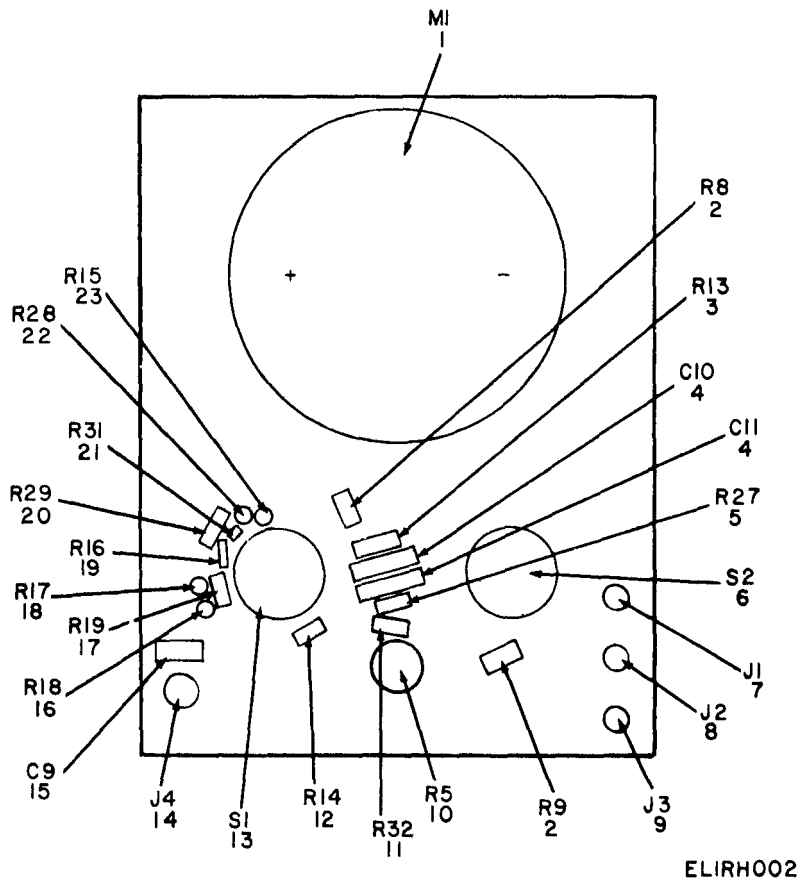
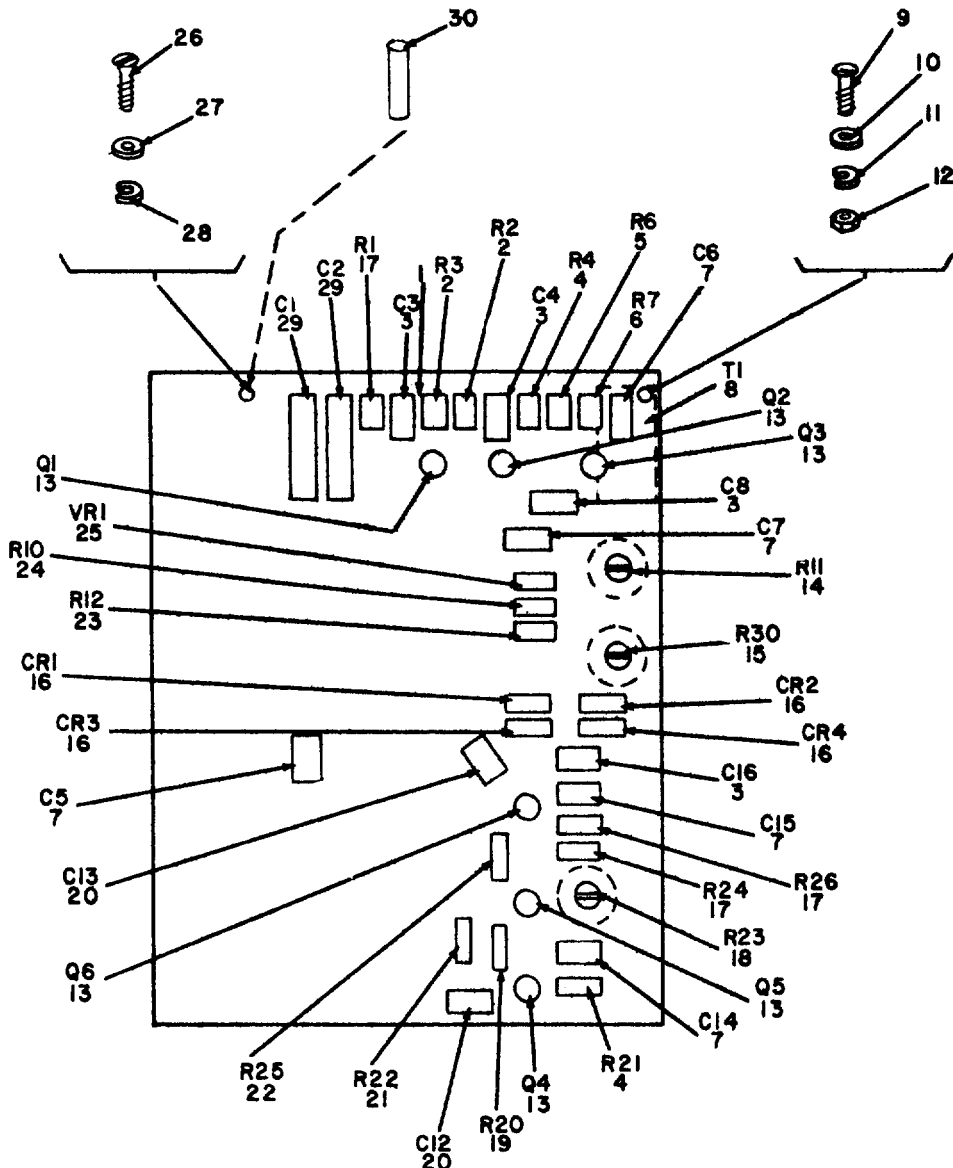


Figure 2. Test Set, Transistor TS-1836 C/U, rear view without batteries.

(1) ILLUSTRATION (A) FIG NO.	(2) (B) ITEM NO.	(3) SMR CODE	(4) NATIONAL STOCK NUMBER	(4) PART NUMBER	(5) FSCM	(6) DESCRIPTION	(7) USABLE ON COIU/M	(8) QTY INC IN UNIT
2	1	PAHZZ	6625-00-007-2531	D2001	34639	METER	EA	1
2	2	PAHZZ	5905-00-279-3505	RC20GF392J	81349	RESISTOR, FIXED, COMPOSITION	EA	2
2	3	PAHZZ	5905-00-892-6465	RN65D49R9F	81349	RESISTOR, FIXED, FILM	EA	1
2	4	XDHZZ		B414313-25-15V	25088	CAPACITOR, FIXED, ELECTROLYTIC	EA	2
2	5	XDHZZ		RN65D5R60F	81349	RESISTOR, FIXED, FILM	EA	1
2	6	PAHZZ	5930-00-522-7032	212-28200-3	71450	SWITCH, ROTARY	EA	1
2	7	PAHZZ	5935-00-803-1445	108-902	74970	JACK	EA	1
2	8	PAHZZ	5935-00-729-5559	108-903	74970	JACK	EA	1
2	9	PAHZZ	5935-00-755-2602	108-907	74970	JACK	EA	1
2	10	PAHZZ	5905-00-119-3321	MM6453VA45	71450	RESISTOR VARIABLE	EA	1
2	11	PAHZZ	5905-00-192-0660	RC20GF184J	81349	RESISTOR, FIXED, COMPOSITION	EA	1
2	12	PAHZZ	5905-00-845-9431	RC20GF4R7J	81349	RESISTOR, FIXED, COMPOSITION	EA	1
2	13	PAHZZ	5930-00-522-7015	212-27893-9	71450	SWITCH, ROTARY	EA	1
2	14	PAHZZ	5935-00-732-3479	65-3313	91662	SOCKET, TRANSISTOR TESTING	EA	1
2	15	PAHZZ	5910-00-901-2406	DD472G	95624	CAPACITOR, FIXED, CERAMIC DIELECTRIC	EA	1
2	16	XDHZZ	5905-00-993-6341	RN65D7500F	81349	RESISTOR, FIXED, FILM	EA	1
2	17	PAHZZ	5905-00-190-8883	RC20GF100J	81349	RESISTOR, FIXED, COMPOSITION	EA	1
2	18	XDHZZ		RN65D2500F	81349	RESISTOR, FIXED, FILM	EA	1
2	19	PAHZZ	5905-00-811-4821	RN65D1000F	81349	RESISTOR, FIXED, FILM	EA	1
2	20	PAHZZ	5905-00-883-9198	RN65D1001F	81349	RESISTOR, FIXED, FILM	EA	1
2	21	PAHZZ	5905-00-279-3504	RC20GF472J	81349	RESISTOR, FIXED, COMPOSITION	EA	1
2	22	PAHZZ	5905-00-767-7229	RN65D1180F	81349	RESISTOR, FIXED, FILM	EA	1
2	23	XDHZZ		RC20GF563J	81349	RESISTOR, FIXED, COMPOSITION	EA	1

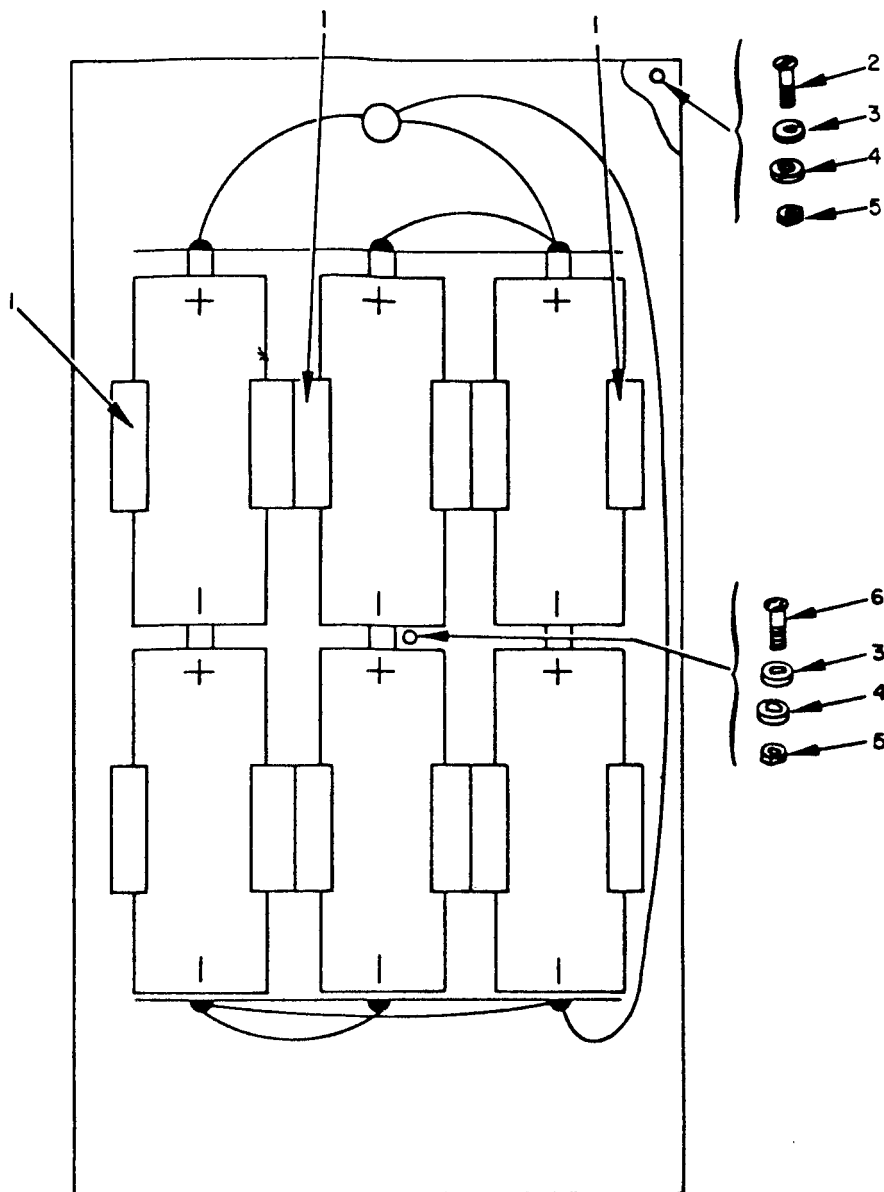


NOTE: 1. TRANSFORMER POWER, LOCATION UNDER PRINTED CIRCUIT BOARD.

ELIRH003

Figure 3. Test Set, Transistor TS-1836C/U, transformer power.

(1) ILLUSTRATION (A) FIG NO.	(2) (B) ITEM NO.	(3) SMR CODE	(4) NATIONAL STOCK NUMBER	(4) PART NUMBER	(5) FSCM	(6) DESCRIPTION	(7) USABLE ON COIU/M	(8) QTY INC IN UNIT
3	1	PAHZZ	6625-00-007-5204	A57015	34639	PRINTED CIRCUIT BOARD	EA	1
3	2	PAHZZ	5905-00-171-1998	RC20G333J	81349	RESISTOR, FIXED, COMPOSITION	EA	2
3	3	XDHZZ		DD203	95624	CAPACITOR, FIXED, CERAMIC DIELECTRIC	EA	4
3	4	PAHZZ	5905-00-195-6806	RC20GF102J	81349	RESISTOR, FIXED, COMPOSITION	EA	2
3	5	PAHZZ	5905-00-279-3499	RC20GF273J	81349	RESISTOR, FIXED, COMPOSITION	EA	1
3	6	PAHZZ	5905-00-279-2643	RC32GF101J	81349	RESISTOR, FIXED, COMPOSITION	EA	1
3	7	XDHZZ		B41313-25-102	25088	CAPACITOR, FIXED, ELECTROLYTIC	EA	5
3	8	XDHZZ		M5202	93346	TRANSFORMER, POWER, STEP DOWN	EA	1
3	9	PAHZZ	5305-00-889-2997	MS35206-215	96906	SCREW, MACHINE	EA	2
3	10	PAHZZ	5310-00-167-0815	AN960-4	88044	WASHER, FLAT	EA	2
3	11	PAHZZ	5310-00-543-2410	AN935-4	88044	WASHER, LOCK	EA	2
3	12	PAHZZ	5310-00-610-0461	AN340-4	80058	NUT, PLAIN, HEXAGON	EA	2
3	13	XDHZZ		2N5223	03984	TRANSISTOR	EA	6
3	14	PAHZZ	5905-00-119-3322	MM6454VA45	71450	RESISTOR, VARIABLE	EA	1
3	15	XDHZZ		E870PCA	79727	RESISTOR, VARIABLE	EA	1
3	16	PAHZZ	5961-00-669-6884	1N277	81349	SEMICONDUCTOR DEVICE, DIODE	EA	4
3	17	PAHZZ	5905-00-279-1876	RC20GF222J	81349	RESISTOR, FIXED, COMPOSITION	EA	3
3	18	PAHZZ	5905-00-119-3323	SR9325-45-2	71450	RESISTOR, VARIABLE	EA	1
3	19	PAHZZ	5905-00-299-1971	RC20GF822J	81349	RESISTOR, FIXED, COMPOSITION	EA	1
3	20	XDHZZ		B41313-1-0-35V	25088	CAPACITOR, FIXED, ELECTROLYTIC	EA	2
3	21	PAHZZ	5905-00-195-6761	RC20GF104J	81349	RESISTOR, FIXED, FILM	EA	1
3	22	PAHZZ	5905-00-279-3506	RC20GF332J	81349	RESISTOR, FIXED, FILM	EA	1
3	23	XDHZZ		RC20GF563J	81349	RESISTOR, FIXED, FILM	EA	1
3	24	PAHZZ	5905-00-190-8880	RC20GF122J	81349	RESISTOR, FIXED, FILM	EA	1
3	25	XDHZZ		1N754A	81349	SEMICONDUCTOR DEVICE, DIODE	EA	1
3	26	PAHZZ	5305-00-984-4988	MS35206-228	96906	SCREW, MACHINE	EA	4
3	27	PAHZZ	5310-00-167-0816	AN960-6	88044	WASHER, FLAT	EA	4
3	28	PAHZZ	5310-00-045-4007	AN935-6	80058	WASHER, LOCK	EA	4
3	29	XDHZZ		B41283-250-15V	25088	CAPACITOR, FIXED, ELECTROLYTIC	EA	2
3	30	PAHZZ	5365-00-769-3976	8414A0632-10	06540	SPACER	EA	4



ELIRH004

Figure 4. Test Set, Transistor TS-1836 C/U, rear view.

SECTION II		TM 11-6625-539-24P-3							
(1)	(2)	(3)	(4)	(5)	(6)	(7)	(8)		
FIG NO.	TEM NO.	SMR CODE	NATIONAL STOCK NUMBER	PART NUMBER	FSCM	DESCRIPTION	USABLE ON CODE	U/M	QTY INC IN UNIT
4	1	PAHZZ	6135-00-730-1434	174	91833	HOLDER, BATTERY		EA	3
4	2	PAHZZ	5305-00-889-2997	MS35206-215	96906	SCREW, MACHINE		EA	4
4	3	PAHZZ	531 0-00-167-0815	AN960-4	88044	WASHER, FLAT		EA	5
4	4	PAHZZ	5310-00-543-2410	AN935-4	88044	WASHER, LOCK		EA	3
4	5	PAHZZ	5310-00-610-0461	AN340-4	80044	NUT, PLAIN, HEXAGON		EA	5
4	6	PAHZZ	5305-00-889-2999	MS35206-217	96906	SCREW, MACHINE		EA	1

NATIONAL STOCK NUMBER AND PART NUMBER INDEX
NOTE: LATE INCLUCED AT END OF INDEX.

STOCK NUMBER	FIGURE NO.	ITEM NO.	STOCK NUMBER	FIGURE NO.	ITEM NO.
6625-00-007-2531	2	1	5310-00-543-2410	3	11
6625-00-007-5204	3	1	5310-00-543-2410	4	4
5310-00-045-4007	3	28	5961-00-669-6884	3	16
5905-00-119-3321	2	10	5935-00-729-5559	2	8
5905-00-119-3322	3	14	6135-00-730-1434	4	1
5905-00-119-3323	3	18	5935-00-732-3479	2	14
5310-00-167-0815	1	11	5935-00-755-2602	2	9
5310-00-167-0815	3	10	5360-00-763-2801	1	9
5310-00-167-0815	4	3	5365-00-763-2842	1	15
5310-00-167-0816	1	6	5975-00-763-4442	1	20
5310-00-167-0816	3	27	5905-00-767-7229	2	22
5905-00-171-1998	3	2	5935-00-803-1445	2	7
5905-00-190-8880	3	24	5905-00-811-4821	2	19
5905-00-190-8883	2	17	5935-00-833-4589	1	17
5905-00-192-0660	2	11	5935-00-843-2747	1	18
5905-00-195-6761	3	21	5905-00-845-9431	2	12
5905-00-195-6806	3	4	5999-00-857-4914	1	19
5905-00-279-1876	3	17	590-00-883-9198	2	20
5905-00-279-2643	3	6	5305-00-889-2997	3	9
5905-00-279-3499	3	5	5305-00-889-2997	4	2
5905-00-279-3504	2	21	5305-00-889-2999	4	6
5905-00-279-3505	2	2	5305-00-889-3116	1	10
5905-00-279-3506	3	22	5905-00-892-6465	2	3
5905-00-299-1971	3	19	5305-00-984-4988	1	3
5930-00-522-7015	2	13	5305-00-984-4988	3	26
5930-00-522-7032	2	6	5905-00-993-6341	2	16
5355-00-543-0789	1	14			

PART NUMBER	FSCM	FIG NO	ITEM NO	PART NUMBER	FSCM	FIG NO	ITEM NO
AN340-4	80058	3	12	RC20GF273J	81349	3	5
AN340-4	80058	4	5	RC20GF332J	81349	3	22
AN340-6	88044	1	7	RC20GF392J	81349	2	2
AN935-4	88044	3	11	RC20GF4R7J	81349	2	12
AN935-4	88044	4	4	RC20GF472J	81349	2	21
AN935-6	58	3	28	RC20GF563J	81349	2	23
AN960-4	88044	1	11	RC20GF563J	81349	3	23
AN960-4	88044	3	10	RC20GF822J	81349	3	19
AN960-4	88044	4	3	RC20G333J	81349	3	2
AN960-6	88044	1	6	RC32GF101J	81349	3	6
AN960-6	88044	3	27	RN65D1000F	81349	2	19
A57015	34639	3	1	RN65D1001F	81349	2	20
A62003	34639	1	9	RN65D1180F	81349	2	22
B41313-1-0-35V	25088	3	20	RN65D2500F	81349	2	18
B41313-25-102	25088	3	7	RN65D49R9F	81349	2	3
B414313-25-15V	25088	2	4	RN65D5R60F	81349	2	5
C45046	34639	1	12	RN65D7500F	81349	2	16
C45083	34639	1	1	SCB8331142202	98003	1	4
C45084	34639	1	5	SR9325-45-2	71450	3	18
DD203	95624	3	3	X864	70485	1	8
DD472G	95624	2	15	1N277	81349	3	16
D20001	34639	2	1	1N754A	81349	3	25
E8TOPCA	79727	3	15	108-320	74970	1	16
MM6453VA45	71450	2	10	108-303	74970	1	17
MM6454VA45	71450	3	14	108-307	74970	1	18
MS35206-213	96906	1	10	108-902	74970	2	7
MS35206-215	96906	3	9	109-903	74970	2	8
MS35206-215	96906	4	2	108-907	74970	2	9
MS35206-217	96906	4	6	12175B3724-4	6540	1	2
MS35206-228	96906	1	3	174	91833	4	1
MS35206-228	96906	3	26	2N5223	3984	3	13
MS91528-1K2B	96906	1	13	212-27893-9	71450	2	13
MS91528-1N2B	96906	1	14	212-28200-3	71450	2	6
M5202	93346	3	8	34	76545	1	19
RC20GF100J	81349	2	11	36	76545	1	20
RC20GF102J	81349	3	4	65-3313	91662	2	14
RC20GF104J	81349	3	21	650004-7202	91662	1	15
RC20GF122J	81349	3	24	776	83330	1	21
RC20GF184J	81349	2	11				
RC20GF222J	81349	3	17				

NATIONAL STOCK NUMBER AND PART NUMBER INDEX

LATEST NATIONAL STOCK NUMBER ASSIGNMENTS

STOCK NUMBER	FIGURE NO.	ITEM NO.
5310-00-176-8133	1	7
5355-00-556-0145	1	13
5310-00-610-0461	3	12
5310-00-610-2461	4	5
5935-00-894-2404	1	16
5910-00-901-2405	2	15

By Order of the Secretary of the Army:

FRED C. WEYAND
General, United States Army
Chief of Staff

Official:

PAUL T. SMITH
Major General, United States Army
The Adjutant General

DISTRIBUTION:

Active Army:

USASA (2)	MAAG (1)
COE (1)	USARMIS (1)
TSG (1)	Instls (2) except
USAARENBD (1)	Ft Gordon (10)
DARCOM (1)	Ft Huachuca (10)
TRADOC (2)	Ft CarSon (5)
OS Maj Comd (4)	Ft Richardson (ECOM Ofc) (2)
LOGCOMDS (3)	Ft Gillem (10)
MICOM (2)	LBAD (14)
TECOM (2)	SAAD (30)
USACC (4)	TOAD (14)
MDW (1)	SHAD (3)
Armies (2)	Sig FLDMS (1)
Corps (2)	USAERDAA (1)
HISA (Ft Monmouth)	USAERDAW (1)
Svc Colleges (1)	Units org under fol TOE:
USASESS (5)	(1 copy each unit)
USAADS (2)	11-16
USAFAS (2)	11-302
USAARMS (2)	1-500 (AA-AC)
USAIS (2)	29-134
USAES (2)	29-136
USAICS (3)	

NG: State AG (3); Units-Same as Active Army except allowance is one copy per unit.

USAR: None

For explanation of abbreviations used, see AR 310-50.

RECOMMENDED CHANGES TO EQUIPMENT TECHNICAL MANUALS



SOMETHING WRONG WITH THIS MANUAL?

THEN... JOT DOWN THE DOPE ABOUT IT ON THIS FORM, TEAR IT OUT, FOLD IT AND DROP IT IN THE MAIL!

FROM: (YOUR UNIT'S COMPLETE ADDRESS)

Commander
Stateside Army Depot
ATTN: AMSTA-US
Stateside, N.J. 07703

DATE 10 July 1975

PUBLICATION NUMBER

TM 11-5840-340-12

DATE

23 Jan 74

TITLE

Radar Set AN/SPC-76

BE EXACT... PIN-POINT WHERE IT IS

PAGE NO.	PARA-GRAPH	FIGURE NO.	TABLE NO.
2-25	2-28		
3-10	3-3		3-1
5-6	5-8		
		FO3	

IN THIS SPACE TELL WHAT IS WRONG AND WHAT SHOULD BE DONE ABOUT IT:

Recommend that the installation antenna alignment procedure be changed throughout to specify a 2° IFF antenna lag rather than 1°.

REASON: Experience has shown that with only a 1° lag, the antenna servo system is too sensitive to wind gusting in excess of 25 knots, and has a tendency to rapidly accelerate and decelerate as it hunts, causing strain to the drive train. Hunting is minimized by adjusting the lag to 2° without degradation of operation.

Item 5, Function column. Change "2 db" to "3db."

REASON: The adjustment procedure for the TRANS POWER FAULT indicator calls for a 3 db (500 watts) adjustment to light the TRANS POWER FAULT indicator.

Add new step f.1 to read, "Replace cover plate removed in step e.1, above."

REASON: To replace the cover plate.

Zone C 3. On J1-2, change "+24 VDC to "+5 VDC."

REASON: This is the output line of the 5 VDC power supply. + 24 VDC is the input voltage.

TEAR ALONG DOTTED LINE

TYPED NAME, GRADE OR TITLE, AND TELEPHONE NUMBER

SSG I. M. DeSpirito 999-1776

SIGN HERE:

SSG I. M. DeSpirito

DA FORM 2028-2 (TEST) 1 AUG 74

P.S.--IF YOUR OUTFIT WANTS TO KNOW ABOUT YOUR MANUAL "FIND" MAKE A CARBON COPY OF THIS AND GIVE IT TO YOUR HEADQUARTERS.

HISA 1686-75

RECOMMENDED CHANGES TO EQUIPMENT TECHNICAL MANUALS

SOMETHING WRONG WITH THIS MANUAL?



THEN... JOT DOWN THE DOPE ABOUT IT ON THIS FORM, TEAR IT OUT, FOLD IT AND DROP IT IN THE MAIL!

FROM: (YOUR UNIT'S COMPLETE ADDRESS)

DATE

PUBLICATION NUMBER

DATE

TITLE

BE EXACT... PIN-POINT WHERE IT IS

IN THIS SPACE TELL WHAT IS WRONG AND WHAT SHOULD BE DONE ABOUT IT:

PAGE NO.	PARA-GRAPH	FIGURE NO.	TABLE NO.

TYPED NAME, GRADE OR TITLE, AND TELEPHONE NUMBER

SIGN HERE:

TEAR ALONG DOTTED LINE

FILL IN YOUR
UNIT'S ADDRESS

FOLD BACK

DEPARTMENT OF THE ARMY

OFFICIAL BUSINESS

Commander
US Army Electronics Command
ATTN: DRSEL-MA-Q
Fort Monmouth, New Jersey 07703

FOLD BACK

CUT ALONG DOTTED LINE

RECOMMENDED CHANGES TO EQUIPMENT TECHNICAL MANUALS



THEN...JOT DOWN THE DOPE ABOUT IT ON THIS FORM, TEAR IT OUT, FOLD IT AND DROP IT IN THE MAIL!

SOMETHING WRONG WITH THIS MANUAL?

FROM: (YOUR UNIT'S COMPLETE ADDRESS)

DATE

PUBLICATION NUMBER

DATE

TITLE

BE EXACT...PIN-POINT WHERE IT IS

IN THIS SPACE TELL WHAT IS WRONG AND WHAT SHOULD BE DONE ABOUT IT:

PAGE NO.

PARA-GRAPH

FIGURE NO.

TABLE NO.

TEAR ALONG DOTTED LINE

TYPED NAME, GRADE OR TITLE, AND TELEPHONE NUMBER

SIGN HERE:

FILL IN YOUR
UNIT'S ADDRESS

FOLD BACK

DEPARTMENT OF THE ARMY

OFFICIAL BUSINESS

Commander
US Army Electronics Command
ATTN: DRSEL-MA-Q
Fort Monmouth, New Jersey 07703

FOLD BACK

CUT ALONG DOTTED LINE

RECOMMENDED CHANGES TO EQUIPMENT TECHNICAL MANUALS



THEN... JOT DOWN THE DOPE ABOUT IT ON THIS FORM, TEAR IT OUT, FOLD IT AND DROP IT IN THE MAIL!

SOMETHING WRONG WITH THIS MANUAL?

FROM: (YOUR UNIT'S COMPLETE ADDRESS)

DATE

PUBLICATION NUMBER	DATE	TITLE
--------------------	------	-------

BE EXACT... PIN-POINT WHERE IT IS				IN THIS SPACE TELL WHAT IS WRONG AND WHAT SHOULD BE DONE ABOUT IT:
PAGE NO.	PARA-GRAPH	FIGURE NO.	TABLE NO.	

TEAR ALONG DOTTED LINE

TYPED NAME, GRADE OR TITLE, AND TELEPHONE NUMBER	SIGN HERE:
--	------------

FILL IN YOUR
UNIT'S ADDRESS

FOLD BACK

DEPARTMENT OF THE ARMY

OFFICIAL BUSINESS

Commander
US Army Electronics Command
ATTN: DRSEL-MA-Q
Fort Monmouth, New Jersey 07703

FOLD BACK

CUT ALONG DOTTED LINE

THE METRIC SYSTEM AND EQUIVALENTS

WEIGHT MEASURE

1 Centimeter = 10 Millimeters = 0.01 Meters = 0.3937 Inches
 1 Meter = 100 Centimeters = 1000 Millimeters = 39.37 Inches
 1 Kilometer = 1000 Meters = 0.621 Miles

WEIGHTS

1 Gram = 0.001 Kilograms = 1000 Milligrams = 0.035 Ounces
 1 Kilogram = 1000 Grams = 2.2 lb.
 1 Metric Ton = 1000 Kilograms = 1 Megagram = 1.1 Short Tons

LIQUID MEASURE

1 Milliliter = 0.001 Liters = 0.0338 Fluid Ounces
 1 Liter = 1000 Milliliters = 33.82 Fluid Ounces

SQUARE MEASURE

1 Sq. Centimeter = 100 Sq. Millimeters = 0.155 Sq. Inches
 1 Sq. Meter = 10,000 Sq. Centimeters = 10.76 Sq. Feet
 1 Sq. Kilometer = 1,000,000 Sq. Meters = 0.386 Sq. Miles

CUBIC MEASURE

1 Cu. Centimeter = 1000 Cu. Millimeters = 0.06 Cu. Inches
 1 Cu. Meter = 1,000,000 Cu. Centimeters = 35.31 Cu. Feet

TEMPERATURE

$5/9(^{\circ}\text{F} - 32) = ^{\circ}\text{C}$
 212° Fahrenheit is equivalent to 100° Celsius
 90° Fahrenheit is equivalent to 32.2° Celsius
 32° Fahrenheit is equivalent to 0° Celsius
 $9/5^{\circ}\text{C} + 32 = ^{\circ}\text{F}$

APPROXIMATE CONVERSION FACTORS

TO CHANGE	TO	MULTIPLY BY
Inches	Centimeters	2.540
Feet	Meters	0.305
Yards	Meters	0.914
Miles	Kilometers	1.609
Square Inches	Square Centimeters	6.451
Square Feet	Square Meters	0.093
Square Yards	Square Meters	0.836
Square Miles	Square Kilometers	2.590
Acres	Square Hectometers	0.405
Cubic Feet	Cubic Meters	0.028
Cubic Yards	Cubic Meters	0.765
Fluid Ounces	Milliliters	29.573
its	Liters	0.473
arts	Liters	0.946
allons	Liters	3.785
Ounces	Grams	28.349
Pounds	Kilograms	0.454
Short Tons	Metric Tons	0.907
Pound-Feet	Newton-Meters	1.356
Pounds per Square Inch	Kilopascals	6.895
Miles per Gallon	Kilometers per Liter	0.425
Miles per Hour	Kilometers per Hour	1.609

TO CHANGE	TO	MULTIPLY BY
Centimeters	Inches	0.394
Meters	Feet	3.280
Meters	Yards	1.094
Kilometers	Miles	0.621
Square Centimeters	Square Inches	0.155
Square Meters	Square Feet	10.764
Square Meters	Square Yards	1.196
Square Kilometers	Square Miles	0.386
Square Hectometers	Acres	2.471
Cubic Meters	Cubic Feet	35.315
Cubic Meters	Cubic Yards	1.308
Milliliters	Fluid Ounces	0.034
Liters	Pints	2.113
Liters	Quarts	1.057
ers	Gallons	0.264
ms	Ounces	0.035
ograms	Pounds	2.205
Metric Tons	Short Tons	1.102
Newton-Meters	Pounds-Feet	0.738
Kilopascals	Pounds per Square Inch	0.145
ometers per Liter	Miles per Gallon	2.354
ometers per Hour	Miles per Hour	0.621



PIN: 019973-000